


MT-H Series: SATA Hard Disk /SSD Duplicator and Eraser



MT-H series is a professional SATA HDD duplicator, specially designed for high volume duplication. U-Reach adopted a unique multitasking technology that can simultaneously copy up to 23 targets with a high transfer speed of 18 GB per minute. We guarantee the highest productivity without speed degradation, even as the number of targets increase.

Features

Operation Type

Stand-alone, FPGA-based operation
(Non PC-based system design).

Bandwidth Performance

Speed transfers of up to 18.0GB/min.
(300MB/sec.) Dedicated bandwidth
enables high-volume replications
without speed degradation.

Modular Cabling Design

Modular-designed ports effectively
reduce downtime and is cost-effective
for long-term ownership.

Event Log Management

- Records: operating durations, individual port copy progressions, connected device models, capacities, serial numbers, and PASS or FAIL results.
- Device writing/reading speeds are recorded.
- Log report files are generated through Port #1 or through the U-Reach PC Link Software Utility.

Controller Design

Embedded controller is designed to support
capacities over 18TB+. Constant improvement
supports latest market-available devices.




Read-Only Source Port

There is no option to disable this built-in
feature and it is integrated with all U-Reach
duplicators.


Real-Time PC Monitoring

View live status for: writing/reading speed,
total capacity, current function progress per
port.


Product Models

Photos	Models	Target Ports	Product Dimensions	Package Dimensions	Package Weight
	MT800H	1:7	36 x 29 x 19 cm	49 x 44 x 31 cm	9 Kg
	MT1600H	1:15	60 x 38 x 25 cm	76 x 50 x 37 cm	12.5 Kg
	MT2400H	1:23	60 x 51 x 23.1 cm	78 x 66 x 43 cm	15 Kg

Standard Package



Duplicator x 1



SATA Cable U1402*



Power Cord x 1



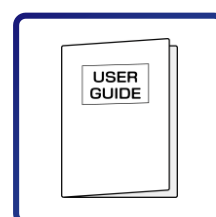
Grounding Cable x 1



USB Cable for PC Link x 1



PC Link Software Disc x 1



User Manual x 1

*U1402: MT800 has 8pcs; MT1600 has 16pcs; MT2400 has 24pcs.

Optional Accessories

U1402



SATA Cable

U1202




eSATA Cable

TB1529




IDE Adapter

P1040



microSATA
Adapter

P1051



M.2 (NGFF)
Adapter

P1053



CFast
Adapter

P1041



mSATA Adapter

TB1602



SATA DOM
Adapter*

*There are 3 types of power supply for SATA DOM cards. Please double check before purchase.

Specifications

Maximum Speed Supported 18.0GB/min
Actual performance is dependent on device transfer speeds

Supported Formats

- Quick Copy (System and Files): FAT16/32/exFAT, Windows (NTFS), Linux(Ext2/Ext3/Ext4), and Mac(HFS/HFS+/HFSX)
- Whole Device Copy: All formats, including proprietary formats.
- GPT, MBR, and Advanced Formats.

Supported Capacity

Over 18TB+.

Supported OS

All (Windows, Mac, Linux, and other proprietary systems)

Operation Mode

Standalone, FPGA-based Operation

Language

English, Japanese

Functions

Copy Modes	Quick Copy (System and Files) / All Partitions / Whole Device / Percentage Copy
Compare (Verification)	Bit-by-bit data comparison from the source device to target device(s).
Sanitization Modes	Quick Erase, Full Erase (NIST 800-88), DoD Erase (DoD 5220.22-M), 7-Pass Erase (DoD 5220.22-M(ECE)), Secure Erase (NIST 800-88) , Enhanced Secure Erase.
Skip Bad Sectors	Skip the number of bad sectors during Copy/Compare/Erase.
Minimum Speed	Disable or set minimum threshold speed to drop the slowest device.
HPA Copy Modes	Allows user to choose various HPA replication methods.
Clear HPA at Erase	Keep or clear HPA settings during sanitization process.
Log Manager	Manage and export log reports.
Others	Copy/Skip Unknow Format, Erase Source Port, Transfer Modes, Device Power-up/down Time.

Compatibilities

Compatible Device	1.8"/2.5"/3.5" SATA HDD and SSDs.
Devices Require Optional Cables or Adapters	IDE, mSATA, microSATA, eSATA, M.2(NGFF), CFast, SATA DOM
Compatible Protocol	All MT-H Series require SATA II supported device(s).

Hardware Specifications

LCD Display	2x20 Backlit Monochrome LCD Display	
LEDs	3 LED Indicators per Port: Yellow (Power), Green (Pass), Red (Fail)	
Control Panel	4 Push Buttons (▲, ▼, OK, ESC)	
Power Requirements	Universal Power: 115V AC or 230V AC, 50/60Hz	
Temperature	Working: 0°C ~ 60°C	Storage: -20°C ~ 85°C
Humidity	Working: 20% ~ 80%	Storage: 5% ~ 95%
Certifications	FCC, CE, RoHS, and Reach	

****Specifications subject to change without notice.**